

VPG Developers Private limited
BALANCE SHEET AS AT 31 MARCH 2018
(Amount in Rupees, unless otherwise stated)

| | Notes | As at 31 March 2018 | As at 31 March 2017 |
|-------------------------------------|-------|------------------------|------------------------|
| ASSETS | | | |
| Current assets | | | |
| Inventories | 4 | 470,654 | 470,654 |
| Financial assets | | | |
| Cash and cash equivalents | 5 | 70,301 | 68,135 |
| Other current assets | 6 | 30,650 | 75,939 |
| Total Assets | | 571,605 | 614,728 |
| EQUITY AND LIABILITIES | | | |
| Equity | | | |
| Equity share capital | 7 | 100,000 | 100,000 |
| Other equity | 8 | (6,003,847) | (4,883,840) |
| Total equity | | (5,903,847) | (4,783,840) |
| LIABILITIES | | | |
| Current liabilities | | | |
| Financial liabilities | | | |
| Trade payables | 9 | 743,972 | 166,909 |
| Other current liabilities | 10 | 5,731,480 | 5,231,659 |
| Total liabilities | | 6,475,452 | 5,398,568 |
| Total Equity and Liabilities | | 571,605 | 614,728 |

Summary of significant accounting policies

The accompanying notes are an integral part of the financial statements.

As per our report of even date

For MNV & CO.
Firm Reg. No.: 023682N
Chartered Accountants


Vikrant Suri
Partner

Membership No.: 505887

Place : New Delhi
Date : 9-May-2018

For and on behalf of the Board of Directors of
VPG Developers Private limited


Tarun Sejwal
Director
DIN-08116146


Chandan Singh
Director
DIN-08129090

VPG Developers Private limited
STATEMENT OF PROFIT AND LOSS FOR THE YEAR ENDED 31 MARCH 2018
(Amount in Rupees, unless otherwise stated)


| Particulars | Notes | 31 March 2018 | 31 March 2017 |
|---|-------|--------------------|------------------|
| Revenue | | - | - |
| Total Income | | - | - |
| EXPENSES | | | |
| Other expenses | 11 | 1,119,606 | 955,641 |
| Finance costs | 12 | 401 | 166 |
| Total Expenses | | 1,120,007 | 955,807 |
| Profit/(Loss) before tax | | (1,120,007) | (955,807) |
| Tax expense: | | | |
| Current tax | | - | - |
| Profit/(Loss) for the year | | (1,120,007) | (955,807) |
| Other comprehensive income | | - | - |
| Total other comprehensive income/(loss) for the year, net of tax | | - | - |
| Total comprehensive income/(loss) for the year, net of tax | | (1,120,007) | (955,807) |
| Earnings per equity share: | | | |
| (1) Basic | 13 | (112.00) | (95.58) |
| (2) Diluted | | (112.00) | (95.58) |

Summary of significant accounting policies

The accompanying notes are an integral part of the financial statements.


As per our report of even date


For MNV & CO.
Firm Reg. No.: 023682N
Chartered Accountants


Vikrant Suri
Partner
Membership No.: 505887



For and on behalf of the Board of Directors of
VPG Developers Private limited


Tarun Sejwal
Director
DIN-08116146


Chandan Singh
Director
DIN-08129090

Place : New Delhi
Date : 9-May-2018