

GREBE PROPBUILD PRIVATE LIMITED
BALANCE SHEET AS AT 31 MARCH 2018
(Amount in Rupees, unless otherwise stated)


	Notes	As at 31 March 2018	As at 31 March 2017
ASSETS			
Current assets			
Inventories	4	47,423,885	47,423,885
Financial assets			
Cash and cash equivalents	5	18,011	17,311
Total Assets		47,441,896	47,441,196
EQUITY AND LIABILITIES			
Equity			
Equity share capital	6	100,000	100,000
Other equity	7		
Retained Earnings		(271,409)	(262,775)
Total equity		(171,409)	(162,775)
LIABILITIES			
Current liabilities			
Financial liabilities			
Trade payables	8	5,310	5,749
Other current liabilities	9	47,607,995	47,598,222
Total liabilities		47,613,305	47,603,971
Total Equity and Liabilities		47,441,896	47,441,196


Summary of significant accounting policies 3

The accompanying notes are an integral part of the financial statements.


As per our report of even date

For Rajeev & Ajay
Firm registration No : 009977N
Chartered Accountants


Ajay Sachdeva
Partner
Membership No. : 084302



For and on behalf of the Board of Directors of
GREBE PROPBUILD PRIVATE LIMITED


Pankaj Kishore Chaturvedi
Director
DIN-07119298


Ravi Sinha
Director
DIN-00457329

Place : New Delhi
Date : 9 May 2018

GREBE PROPBUILD PRIVATE LIMITED
CASH FLOW STATEMENT FOR THE YEAR ENDED 31 MARCH 2018
(Amount in Rupees, unless otherwise stated)

Particulars	31 March 2018	31 March 2017
Operating activities		
Profit/(Loss) before tax from continuing operations	(8,634)	(7,706)
	(8,634)	(7,706)
<i>Working capital adjustments :</i>		
Increase/(decrease) in trade payables	(439)	(386)
Increase / (decrease) in other current liabilities	9,773	-
Net Increase/(Decrease) in Working Capital	9,334	(386)
Income tax paid	-	-
Net cash flow from/(used in) operating activities	700	(8,092)
Investing activities:		
Net cash flows from/(used in) investing activities	-	-
Financing activities:		
Net Cash Generated/(Used) in Financing Activities:	-	-
Net Change in Cash & cash equivalents	700	(8,092)
Cash & cash equivalents as at end of the year	18,011	17,311
Cash & cash equivalents as at the beginning of year	17,311	25,403
Components of cash and cash equivalents	31 March 2018	31 March 2017
With banks		
- on current accounts	18,011	17,311
Total cash and cash equivalents	18,011	17,311

Summary of significant accounting policies

3

The accompanying notes are an integral part of the financial statements.

As per our report of even date

For Rajeev & Ajay
Firm registration No : 009977N
Chartered Accountants

Ajay Sachdeva
Partner
Membership No. : 084302

Place : New Delhi
Date : 9 May 2018

For and on behalf of the Board of Directors of
GREBE PROPBUILD PRIVATE LIMITED

Pankaj Kishore Chaturvedi
Director
DIN-07119298

Ravi Sinha
Director
DIN-00457329