


Emaar MGF Education Private Limited
Balance Sheet as at 31 March 2018
(Amount in Rupees, unless otherwise stated)

	Notes	March 31, 2018	March 31, 2017
ASSETS			
Non-current assets			
Property, plant & equipment	4	-	-
Current assets			
Financial assets			
Cash and Bank balances	5	72,597,808	73,468,361
Short-term loans and advances	6	53,661,099	52,940,726
Other current assets	7	898,421	355,099
		<u>127,157,328</u>	<u>126,764,186</u>
Total assets		<u>127,157,328</u>	<u>126,764,186</u>
EQUITY AND LIABILITIES			
Shareholders' Funds			
Share capital	8	939,090	939,090
Reserves and surplus	9	124,624,563	124,255,494
		<u>125,563,653</u>	<u>125,194,584</u>
Current liabilities			
Financial liabilities			
Trade payables	10	93,675	69,602
Other current liabilities	11	1,500,000	1,500,000
		<u>1,593,675</u>	<u>1,569,602</u>
Total equity & liabilities		<u>127,157,328</u>	<u>126,764,186</u>
Summary of significant accounting policies	3		

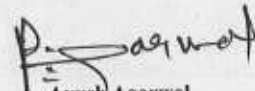
The accompanying notes are an integral part of the financial statements.

As per our report of even date

For Rajeev & Ajay
Chartered Accountants
Firm Reg. No.: 009977N

Rajeev & Ajay
Partner
Membership No.: 084833

For and on behalf of the Board of Directors of
Emaar MGF Education Private Limited


Vikas Kumar
Director
DIN-07757791


Ayush Agarwal
Director
DIN-08129153

Place : New Delhi
Date :

30 JUL 2018


Jai Vikas Verma
Company Secretary


Emaar MGF Education Private Limited
Statement of profit and loss for the year ended 31 March 2018
(Amount in Rupees, unless otherwise stated)

	Notes	March 31, 2018	March 31, 2017
INCOME			
Other income	12	635,772	3,845,810
Total Revenue		635,772	3,845,810
EXPENSES			
Finance costs	13	93,430	131,940
Other expenses	14	25,843	24,600
Total Expenses		119,273	156,540
Profit before tax		516,499	3,689,270
Tax expenses:			
Current tax		147,430	1,141,395
Deferred tax expenses		-	5,309
Total tax expenses		147,430	1,146,704
Profit/(Loss) for the year from continuing operations		369,069	2,542,566
Other comprehensive income		-	-
Total other comprehensive income for the year, net of tax		-	-
Total comprehensive income/(loss) for the year, net of tax		369,069	2,542,566
Earnings per equity share (computed on the basis of profit/(loss) for the year):			
(1) Basic	15	3.93	27.07
(2) Diluted		3.93	27.07

Summary of significant accounting policies

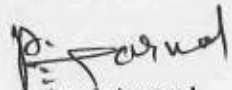
The accompanying notes are an integral part of the financial statements.

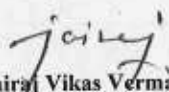
As per our report of even date

For Rajeev & Ajay
 Chartered Accountants
 Firm Reg. No.: 005977N

 Rajeev Sahharwal
 Partner
 Membership No.: 084833

For and on behalf of the Board of Directors of
 Emaar MGF Education Private Limited


 Vikas Kumar
 Director
 DIN-07757791


 Ayush Agarwal
 Director
 DIN-08129153


 Jaij Vijay
 Company Secretary

Place : New Delhi
 Date :

30 JUL 2018