


EDENIC PROPBUILD PRIVATE LIMITED
BALANCE SHEET AS AT 31 MARCH 2018
(Amount in Rupees, unless otherwise stated)

	Notes	As at 31 March 2018	As at 31 March 2017
ASSETS			
Non-current assets			
Intangible assets under development	4	437,461,146	437,461,146
Financial assets			
Other financial assets	5	35,662,604	31,273,709
Other non-current assets	6	471,280,686	492,699,868
		<u>944,404,436</u>	<u>961,434,723</u>
Current assets			
Financial assets			
Cash and cash equivalents	7	39,034	34,564
Other current assets	8	121,267,890	121,300,071
		<u>121,306,924</u>	<u>121,334,635</u>
Total Assets		<u>1,065,711,360</u>	<u>1,082,769,358</u>
EQUITY AND LIABILITIES			
Equity			
Equity share capital	9	100,000	100,000
Other equity	10		
Retained earnings		(1,520,782,890)	(1,254,194,289)
Total equity		<u>(1,520,682,890)</u>	<u>(1,254,094,289)</u>
LIABILITIES			
Current liabilities			
Financial liabilities			
Trade payables	11	124,691,995	40,350,912
Other current liabilities	12	2,461,702,255	2,296,512,735
Total liabilities		<u>2,586,394,250</u>	<u>2,336,863,647</u>
Total Equity and Liabilities		<u>1,065,711,360</u>	<u>1,082,769,358</u>


Summary of significant accounting policies 3

The accompanying notes are an integral part of the financial statements.

As per our report of even date

For Rajeev & Ajay
Firm Reg No. 009977N
Chartered Accountants

Rajeev Sabharwal
Partner
Membership No. : 084833

For and on behalf of the Board of Directors of
EDENIC PROPBUILD PRIVATE LIMITED


Pendyala Srinukumar
Director
DIN-08129146


Nikhil Srivastava
Director
DIN-08077388

Place : New Delhi
Date : 9 May 2018

EDENIC PROPBUILD PRIVATE LIMITED
STATEMENT OF PROFIT AND LOSS FOR THE YEAR ENDED 31 MARCH 2018
 (Amount in Rupees, unless otherwise stated)

Particulars	Notes	31 March 2018	31 March 2017
Other income	13	10,370,011	3,944,874
Total income (I)		10,370,011	3,944,874
EXPENSES			
Finance costs	14	14,468	508
Other expenses	15	276,944,144	245,134,944
Total expenses (II)		276,958,612	245,135,452
(Loss) before tax from operations (I-II)		(266,588,601)	(241,190,578)
Tax expense:			
Current tax		-	-
(Loss) for the year from operations		(266,588,601)	(241,190,578)
Other comprehensive income		-	-
Total other comprehensive income for the year, net of tax		-	-
Total comprehensive income/(loss) for the year, net of tax		(266,588,601)	(241,190,578)
Earnings per equity share (computed on the basis of (loss) for the year):	16		
(1) Basic		(26,658.86)	(24,119.06)
(2) Diluted		(26,658.86)	(24,119.06)

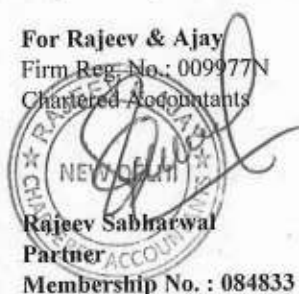
Summary of significant accounting policies

3

The accompanying notes are an integral part of the financial statements.


As per our report of even date

For Rajeev & Ajay
 Firm Reg. No. : 009977N
 Chartered Accountants



Rajeev Sabharwal
 Partner
 Membership No. : 084833

For and on behalf of the Board of Directors of
EDENIC PROPBUILD PRIVATE LIMITED


 Pendyala Srinukumar
 Director
 DIN-08129146


 Nikhil Srivastava
 Director
 DIN-08077388

Place : New Delhi
 Date : 9 May 2018