

Sewak Developers Private Limited
Balance Sheet as at 31 March 2016

	Notes	March 31, 2016 Rs.	March 31, 2015 Rs.
EQUITY AND LIABILITIES			
Shareholders' Funds			
Share Capital	3	100,000	100,000
Reserves and surplus	4	(1,001,807)	(2,176,350)
		<u>(901,807)</u>	<u>(2,076,350)</u>
Current liabilities			
Trade payables	5	-	-
-total outstanding dues of micro and small enterprises		11,450	5,618
-total outstanding dues other than micro and small enterprises		667,020,112	668,208,112
Other current liabilities	5		
		<u>667,031,562</u>	<u>668,213,730</u>
TOTAL		<u><u>666,129,756</u></u>	<u><u>666,137,380</u></u>
ASSETS			
Non-current assets			
Long-term loans and advances	10	993,750	993,750
		<u>993,750</u>	<u>993,750</u>
Current assets			
Current investments	6	300,000	300,000
Inventories	7	640,225,452	640,225,452
Trade receivables	8	24,563,484	24,563,484
Cash and Bank balances	9	47,070	13,173
Short-term loans and advances	10	-	41,521
		<u>665,136,006</u>	<u>665,143,630</u>
TOTAL		<u><u>666,129,756</u></u>	<u><u>666,137,380</u></u>

Summary of significant accounting policies 2.1


The accompanying notes are an integral part of the financial statements.

As per our report of even date

For MNV & CO.

Firm Reg. No.: 023682N


Chartered Accountants



Vikrant Suri
Partner

Membership No.: 505887



For and on behalf of the Board of Directors of
Sewak Developers Private Limited


Saem Kalia
Director
DIN-03048820


Arif Mohamad
Director
DIN-07119219

Place : New Delhi

23 MAY 2016

Sewak Developers Private Limited
Statement of profit and loss for the year ended 31 March 2016

	Notes	March 31, 2016 Rs.	March 31, 2015 Rs.
Continuing Operations			
INCOME			
Other Income	11	1,189,628	-
Total revenue (I)		1,189,628	-
EXPENSES			
Other expenses	12	15,084	8,888
Total Expenses (II)		15,084	8,888
Earnings before interest, tax, depreciation and amortization (EBITDA) (I) - (II)		1,174,544	(8,888)
Profit/ (loss) before tax		1,174,544	(8,888)
Tax expenses		-	-
Current tax		-	-
Total tax expenses		-	-
Profit/(Loss) after tax for the year from continuing operations		1,174,544	(8,888)
Earning per equity share [nominal value of share Rs. 10 (31 March 2015: Rs. 10)]	13		
Basic			
Computed on the basis of profit from continuing operations		117.45	(0.89)
Computed on the basis of total profit for the year		117.45	(0.89)
Diluted			
Computed on the basis of profit from continuing operations		117.45	(0.89)
Computed on the basis of total profit for the year		117.45	(0.89)

Summary of significant accounting policies 2.1

The accompanying notes are an integral part of the financial statements.

As per our report of even date

For MNV & CO.
Firm Reg. No.: 023682N
Chartered Accountants

Vikrant Suri
Partner
Membership No.: 505887



For and on behalf of the Board of Directors of
Sewak Developers Private Limited

Assem Kalia
Director
DIN-03048820

Arif Mohamad
Director
DIN-07119219

Place : New Delhi

Date : 23 MAY 2016