


Prosperus Buildcon Private Limited
Balance Sheet as at 31 March 2016

	Notes	March 31, 2016 Rs.	March 31, 2015 Rs.
EQUITY AND LIABILITIES			
Shareholders' Funds			
Share Capital	3	200,000	200,000
Reserves and surplus	4	(2,256,148)	(2,495,918)
		<u>(2,056,148)</u>	<u>(2,295,918)</u>
Current liabilities			
Trade payables	5	-	-
-total outstanding dues of micro and small enterprises		20,431,486	25,628,755
-total outstanding dues other than micro and small enterprises		872,823,164	896,128,491
Other current liabilities	5	<u>893,254,650</u>	<u>921,757,246</u>
TOTAL		<u><u>891,198,502</u></u>	<u><u>919,461,328</u></u>
ASSETS			
Non-current assets			
Long-term loans and advances	10	16,243,980	16,143,980
		<u>16,243,980</u>	<u>16,143,980</u>
Current assets			
Current investments	6	800,000	20,265,778
Inventories	7	796,152,141	796,152,141
Trade receivables	8.1	67,274,519	76,912,651
Cash and Bank balances	9	5,709,285	5,418,755
Short-term loans and advances	10	4,156,587	4,176,950
Other current assets	8.2	861,990	391,073
		<u>874,954,522</u>	<u>903,317,348</u>
TOTAL		<u><u>891,198,502</u></u>	<u><u>919,461,328</u></u>

Summary of significant accounting policies 2.1

The accompanying notes are an integral part of the financial statements.


As per our report of even date

For MNV & CO.
 Firm Reg. No.: 023682N
 Chartered Accountants

 Vikrant Suri
 Partner
 Membership No.: 505887



For and on behalf of the Board of Directors of
 Prosperus Buildcon Private Limited


 Vivek Singh
 Director
 DIN-03466774


 Shishir Lal
 Director
 Din-02210170

Place : New Delhi

Date : 23 MAY 2016

Prosperus Buildcon Private Limited
Statement of profit and loss for the year ended 31 March 2016

	Notes	March 31, 2016 Rs.	March 31, 2015 Rs.
Continuing Operations			
INCOME			
Revenue from operation	11	-	43,537,630
Other Income	12	487,304	713,758
Total revenue (I)		487,304	44,251,388
EXPENSES			
Cost of property		-	43,537,630
Other expenses	13	140,315	86,940
Total Expenses (II)		140,315	43,624,570
Earnings before interest, tax, depreciation and amortization (EBITDA) (I) - (II)		346,989	626,818
Profit/ (loss) before tax		346,989	626,818
Tax expenses			
Current Tax		107,220	189,723
Total tax expenses		107,220	189,723
Profit/(Loss) after tax for the year from continuing operations		239,769	437,095
Earning per equity share [nominal value of share Rs. 10 (31 March 2015: Rs. 10)]			
	14		
Basic			
Computed on the basis of profit from continuing operations		11.99	21.85
Computed on the basis of total profit for the year		11.99	21.85
Diluted			
Computed on the basis of profit from continuing operations		11.99	21.85
Computed on the basis of total profit for the year		11.99	21.85

Summary of significant accounting policies 2.1

The accompanying notes are an integral part of the financial statements.

As per our report of even date


For MNV & CO.
Firm Reg. No.: 023682N
Chartered Accountants



Vikrant Suri
Partner

Membership No.: 505887



For and on behalf of the Board of Directors of
Prosperus Buildcon Private Limited


Vivek Singh
Director
DIN-03466774


Shishir Lal
Director
Din-02210170

Place : New Delhi

Date : 23 MAY 2016