

Gyankunj Constructions Private Limited
Balance Sheet as at 31 March 2016


	Notes	March 31, 2016 Rs.	March 31, 2015 Rs.
EQUITY AND LIABILITIES			
Shareholders' Funds			
Share Capital	3	100,000	100,000
Reserves and surplus	4	1,672,767	(337,025)
		<u>1,772,767</u>	<u>(237,025)</u>
Current liabilities			
Trade payables	5		
-total outstanding dues of micro and small enterprises		12,368,352	19,788,475
-total outstanding dues other than micro and small enterprises	5	369,109,896	380,188,193
Other current liabilities	6	700	-
Short-term Provision			
		<u>381,478,948</u>	<u>399,976,668</u>
TOTAL		<u><u>383,251,715</u></u>	<u><u>399,739,644</u></u>
ASSETS			
Current assets			
Current investments	7	100,000	100,000
Inventories	8	362,803,008	362,106,253
Trade receivables	9	20,329,588	36,830,314
Cash and Bank balances	10	19,119	5,606
Short-term loans and advances	11	-	697,471
		<u>383,251,715</u>	<u>399,739,644</u>
TOTAL		<u><u>383,251,715</u></u>	<u><u>399,739,644</u></u>

Summary of significant accounting policies 2.1

The accompanying notes are an integral part of the financial statements.


As per our report of even date


For MNV & CO.
 Firm Reg. No.: 023682N
 Chartered Accountants


 Vikrant Suri
 Partner
 Membership No.: 505887



For and on behalf of the Board of Directors of
 Gyankunj Constructions Private Limited


 Sunil Kumar Khanna
 Director
 Din-02230962


 Mukesh Kumar Gupta
 Director
 DIN-02354428

Place : New Delhi

Date: 23 MAY 2016

Gyankunj Constructions Private Limited
Statement of profit and loss for the year ended 31 March 2016

	Notes	March 31, 2016 Rs.	March 31, 2015 Rs.
Continuing Operations			
INCOME			
Revenue From Operation	12	-	69,685,123
Other Income	13	2,036,188	-
Total revenue (I)		2,036,188	69,685,123
EXPENSES			
Cost of property		-	69,685,123
Other expenses	14	25,080	80,478
Total Expenses (II)		25,080	69,765,601
Earnings before interest, tax, depreciation and amortization (EBITDA) (I) - (II)		2,011,108	(80,478)
Profit/ (loss) before tax		2,011,108	(80,478)
Tax expenses			
Current tax		1,316	-
Total tax expenses		1,316	-
Profit/(Loss) after tax for the year from continuing operations		2,009,792	(80,478)

Earning per equity share [nominal value of share Rs. 10 (31 March 2015: Rs. 10)]


	15		
Basic			
Computed on the basis of profit from continuing operations		200.98	(8.05)
Computed on the basis of total profit for the year		200.98	(8.05)
Diluted			
Computed on the basis of profit from continuing operations		200.98	(8.05)
Computed on the basis of total profit for the year		200.98	(8.05)

Summary of significant accounting policies 2.1

The accompanying notes are an integral part of the financial statements.

As per our report of even date

For MNV & CO.
Firm Reg. No.: 023682N
Chartered Accountants



Vikrant Suri
Partner
Membership No.: 505887

For and on behalf of the Board of Directors of
Gyankunj Constructions Private Limited

Sunil Kumar Khanna
Director
Din-02230962

Manish Kumar Gupta
Director
DIN-02354428

Place : New Delhi

Date : 23 MAY 2016