

**Crock Buildwell Private Limited**  
**Balance Sheet as at 31 March 2016**


	Notes	March 31, 2016 Rs.	March 31, 2015 Rs.
<b>EQUITY AND LIABILITIES</b>			
<b>Shareholders' Funds</b>			
Share Capital	3	100,000	100,000
Reserves and surplus	4	(733,240)	(762,804)
		<u>(633,240)</u>	<u>(662,804)</u>
<b>Current liabilities</b>			
Trade payables	5	-	-
-total outstanding dues of micro and small enterprises		5,725	11,236
-total outstanding dues other than micro and small enterprises		28,197,566	28,119,566
Other current liabilities	5		
		<u>28,203,291</u>	<u>28,130,802</u>
<b>TOTAL</b>		<u><u>27,570,051</u></u>	<u><u>27,467,998</u></u>
<b>ASSETS</b>			
<b>Current assets</b>			
Inventories	6	16,772,031	16,772,031
Trade receivables	7	10,369,582	10,369,582
Cash and Bank balances	8	103,395	1,342
Short-term loans and advances	9	325,043	325,043
		<u>27,570,051</u>	<u>27,467,998</u>
<b>TOTAL</b>		<u><u>27,570,051</u></u>	<u><u>27,467,998</u></u>


Summary of significant accounting policies 2.1

The accompanying notes are an intergral part of the financial statements.


As per our report of even date


For MNV & CO.  
 Firm Reg. No.: 023682N  
 Chartered Accountants

  
 Vikrant Suri  
 Partner  
 Membership No.: 505887



For and on behalf of the Board of Directors of  
 Crock Buildwell Private Limited

  
 Braj Kishore Sharma  
 Director  
 DIN-06545291

  
 Manoj Nagar  
 Director  
 DIN-07257265

Place : New Delhi

Date : 23 MAY 2016

Crock Buildwell Private Limited  
Statement of profit and loss for the year ended 31 March 2016

	Notes	March 31, 2016 Rs.	March 31, 2015 Rs.
<b>Continuing Operations</b>			
<b>INCOME</b>			
Other Income	10	37,385	-
<b>Total revenue (I)</b>		<b>37,385</b>	<b>-</b>
<b>EXPENSES</b>			
Other expenses	11	7,821	246,353
<b>Total (II)</b>		<b>7,821</b>	<b>246,353</b>
<b>Earnings before interest, tax, depreciation and amortization (EBITDA)</b> <b>(I) - (II)</b>		<b>29,564</b>	<b>(246,353)</b>
<b>Profit/ (loss) before tax</b>		<b>29,564</b>	<b>(246,353)</b>
<b>Tax expenses</b>			
Current tax		-	-
<b>Total tax expenses</b>		<b>-</b>	<b>-</b>
<b>Profit/(Loss) after tax for the year from continuing operations</b>		<b>29,564</b>	<b>(246,353)</b>

Earning per equity share [nominal value of share Rs. 10 (31 March 2015: Rs. 10)]

	12		
<b>Basic</b>			
Computed on the basis of profit from continuing operations		2.96	(24.64)
Computed on the basis of total profit for the year		2.96	(24.64)
<b>Diluted</b>			
Computed on the basis of profit from continuing operations		2.96	(24.64)
Computed on the basis of total profit for the year		2.96	(24.64)

Summary of significant accounting policies 2.1

The accompanying notes are an integral part of the financial statements.

As per our report of even date

For MNV & CO.  
Firm Reg. No.: 023682N  
Chartered Accountants

Vikrant Suri  
Partner  
Membership No.: 505887



For and on behalf of the Board of Directors of  
Crock Buildwell Private Limited

Braj Kishore Sharma  
Director  
DIN-06545291

Manoj Nagar  
Director  
DIN-07257265

Place : New Delhi

Date : 25 MAY 2016